

Simply the BEST FLEX in America



FEAS - Forest Energy and Air Solutions.
9265 rue Le Royer, Montreal, (Quebec) Canada H1P 3H7
Office: (514) 750-3327 Fax: (514) 669-3631
Toll Free: (1-844) 569-6976 E-mail: info@feas.ca
Revised installer edition: Octobre 2023

Table of Content

| | |
|----------------------------------|----|
| FLIXS, SRGDP-TL | 4 |
| Ventflex, SRG/SRI | 6 |
| Ventflex, SRGA/SRIA | 7 |
| Ventflex, SRGG/SRIG | 8 |
| Peflex Product Definition | 10 |
| Peflex, 5P | 11 |
| Peflex, 5PA | 12 |
| Peflex 4P Core Description | 13 |
| Peflex, 4PG | 15 |
| Peflex, 4PA | 16 |
| Peflex, 4PPG | 17 |
| Peflex, 4PPA | 18 |
| Peflex, 4PPGG | 19 |
| Peflex, 4PPGA | 20 |
| Peflex, 4PPAAEN | 21 |
| Peflex 3P Core Description | 22 |
| Peflex, 3PG | 24 |
| Peflex, 3PA | 25 |
| Peflex, 3PPG | 26 |
| Peflex, 3PPA | 27 |
| Peflex, 3PPGG | 28 |
| Peflex, 3PPGA | 29 |
| Peflex, 3PPAA | 30 |
| Peflex 2P Core Description | 31 |
| Peflex, 2PG | 33 |
| Peflex, 2PA | 34 |
| Flexible Noise Attenuator | 35 |

Dispenser Box 36

Ventflex Product Definition 37

Ventflex, AS..... 38

Ventflex, ASG 39

Ventflex, ASA 40

Ventflex,ASAS 41

Ventflex, ASPG 42

Ventflex, ASPA 43

Ventflex, ASPGA..... 44

Insulated Sleeves 46

Flex Tape..... 47



SRGDP-TL means Semi-Rigid-Galvanized-Double Wall with a thermo-laminated membrane. FLIXS is a uninsulated semi-rigid galvanized steel ventilation duct designed to be used in structural concrete slabs. This patent-pending product has a thermolaminated polymer membrane on its exterior surface to eliminate contact between steel and concrete thereby eliminating the development of corrosion.

SRGDP-TL is manufactured from a double strip of galvanized steel 0.005" longitudinally profiled. The outer strip is contoured and allows the flexible structure of the duct to be created. The inner membrane creates a perfectly smooth surface and is simultaneously assembled into complex 7 facet joints. This seven-facet joint provides a perfect seal at the operating pressure shown in the table below while eliminating water leaks generated by condensation.

- The interior surface of the SRGDP-TL is smoother than all ducts on the market.
- The duct does not deform and thus keeps the circular surface even when it is bent at 90 degrees, limiting static loss.
- No screws are required, eliminating debris buildup.
- Sloping installation is possible allowing the elimination of condensation.
- Conduit manufactured in one length without seal eliminating any possibility of water leakage.
- Thermolaminated polymer membrane

SRGDP-TL is easily foldable allowing 90-degree elbows to be formed. This product has a high seal and makes it possible to adapt to all types of systems both in terms of temperatures in heating mode and those in cooling mode.

SRGDP-TL is very robust and resists without warping when installed in a concrete slab.

Bending diameter: 1.5 - 2 times the diameter of the duct

Galvanized steel: 3" - 4" - 5"

Maximum length of 50 "or custom accepted.

| | |
|---|---------------------|
| Materials available | Galvanized steel |
| Inner diameter | 4.000 in |
| Outer diameter | 4.294 in |
| Flame spread* | <0 |
| Fume development* | <0 |
| Maximum air velocity | 4000 ft/min |
| Positive operating pressure in continuous mode | 15" of WC |
| Negative operating pressure in continuous mode | 15" of WC |
| Operating temperature amplitude | -60° to 75° Celsius |
| Duct wall thickness | 0.01" (0.26mm) |

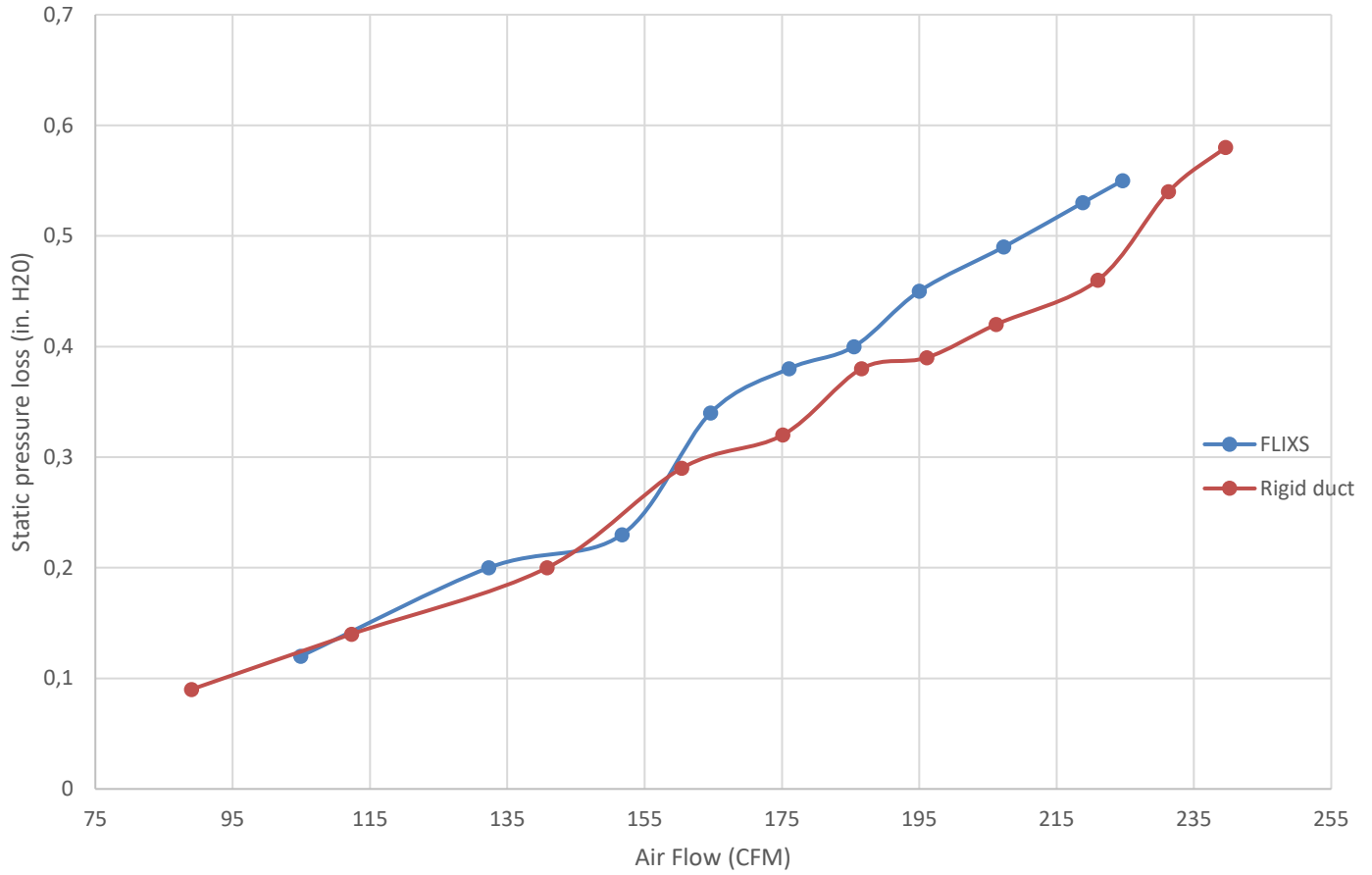


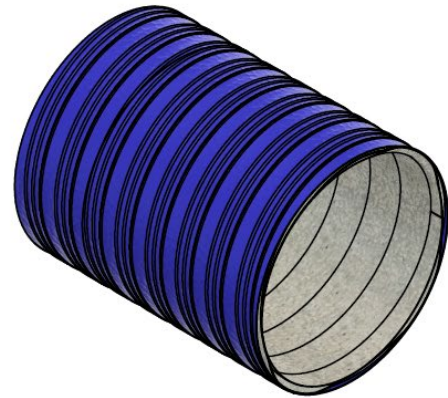

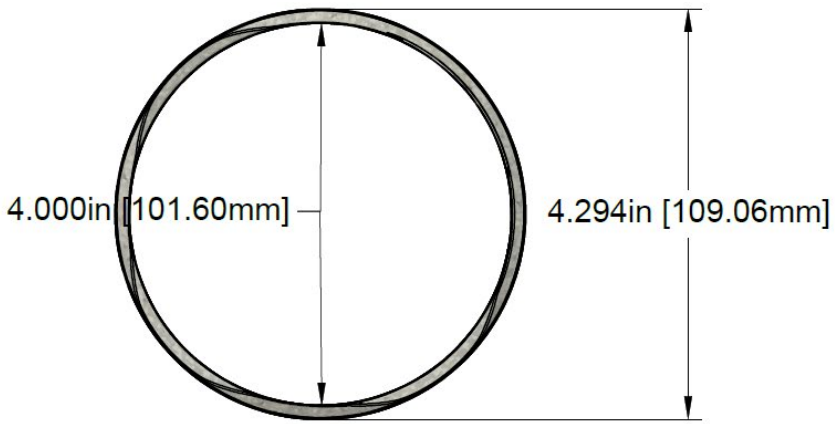
This product meets the standards*
C-UL-S-114

*When the duct is buried in a standard concrete slab

FLIXS VS Rigid Duct:

Comparison of the loss of static pressure as a function of the flow rate of a 30 foot ventilation circuit comprising 3 elbows





Notes:
Inner diameter: 4.000in [101.60 mm]
Outer diameter: 4.294in [109.06 mm]

Ventflex SRG/SRI

Technical Data

Uninsulated

Description:

Ventflex SRG is an uninsulated semi-rigid galvanized steel (316L stainless steel option) ventilation duct

Ventflex SRG is manufactured from a double strip of galvanized steel 0.005" longitudinally profiled. The outer strip is contoured and allows the flexible structure of the duct to be created. The inner membrane creates a perfectly smooth surface and is simultaneously assembled into complex 7 facet joints. This seven-facet seal provides a perfect seal at the operating pressure shown in the table below while eliminating water leaks generated by condensation.

Ventflex SRG is easily foldable allowing effortless 90-degree elbows. SRG is waterproof and can be adapted to any system, both in terms of temperatures in heating and cooling mode.

Bending diameter: 1-1.5 times the diameter of the duct

Available diameter (stainless steel and galvanized steel): 3"- 4"- 5"- 5.5"- 5.75"- 6"- 7"- 8"

Rounding service available on request **Maximum length of 50'' or custom accepted**

| | |
|---|-------------------------------------|
| Materials | Stainless steel Galvanized steel |
| Flame spread | <0 |
| Fume development | <0 |
| Maximum air velocity | 4000 ft/min |
| Maximum continuous positive pressure | 15" of WC |
| Maximum continuous negative pressure | 10" of WC |
| Operating temperature range | -70° F to 1000° F |
| Duct wall thickness | 0.005" (0.13mm) |



This product meets the standards
C-UL-S-110
US-UL-181

This product meets the standards
NFPA 90A
NFPA 90B



9265 Le Royer, Montreal, (Quebec), H1P 3H7
Office: (514) 750-3327; Toll free: 1-(844) 569-6976
Fax: (514) 669-3631; e-mail: info@feas.ca

Thermally Insulated

Ventflex SRGA/SRIA is a semi-rigid galvanized steel (SRGA) or 316L stainless steel (SRIA) ventilation duct with R4.2, R6, R8 and R12 insulation.

Ventflex SRGA/SRIA is manufactured from a single strip of galvanized or stainless steel 0.005" longitudinally profiled. The profiled strip is then assembled lengthwise in a complex 7 facet joint. This seven-facet seal provides a perfect seal at the operating pressure indicated in the table below.

Ventflex SRGA/SRIA is easily foldable allowing effortless 90-degree elbows.

Ventflex SRGA/SRIA is waterproof and can be adapted to any system, both in terms of temperatures in heating and cooling mode.

Bending diameter: 1-1.5 times the diameter of the duct

Insulation: John Manville Flex-Glass certified formaldehyde-free and non-hazardous to health

Available diameter (stainless steel and galvanized steel): 3"- 4"- 5"- 5.5"- 5.75"- 6"- 7"- 8"

Rounding service available on request **Maximum length of 50" or custom accepted**

| | |
|---|---|
| Available materials | Stainless steel (SRIA) Galvanized steel (SRGA) |
| Flame spread | < 25 |
| Fume development | < 50 |
| Maximum air velocity | 4000 ft/min |
| Maximum continuous positive pressure | 15" of WC |
| Maximum continuous negative pressure | 10" of WC |
| Operating temperature range | -70° F à 1000° F |
| Duct wall thickness | 0.005" (0.13mm) |
| Vapor barrier material | Aluminum-coated polyester |
| Vapor barrier thickness | (0.0037"/0.095mm) |



This product meets the standards
NFPA 90A
NFPA 90B



This product meets the standard
C-UL-S-110
US-UL-181

Thermally Insulated

Description:

Ventflex SRGG/SRIG is a semi-rigid galvanized steel (SRGG) or 316L stainless steel (SRIG) ventilation duct with R4.2, R6 and R8 insulation.

Ventflex SRGG/SRIG is manufactured from a single strip of galvanized or stainless steel 0.005" longitudinally profiled. The profiled strip is then assembled lengthwise in a complex 7 facet joint. This seven-facet seal provides a perfect seal at the operating pressure indicated in the table below.

Ventflex SRGG/SRIG is easily foldable allowing effortless 90-degree elbows.


Ventflex SRGG/SRIG is waterproof and can be adapted to any system, both in terms of temperatures in heating and cooling mode.

Bending diameter: 1-1.5 times the diameter of the duct

Available diameter (stainless steel and galvanized steel): 3"- 4"- 5"- 5.5"- 5.75"- 6"- 7"- 8"

Rounding service available on request **Maximum length of 50" or custom accepted**

| | |
|---|---|
| Materials available | Stainless steel (SRIG) Galvanized steel (SRGG) |
| Flame spread | < 25 |
| Fume development | < 50 |
| Maximum air velocity | 4000 ft/min |
| Maximum continuous positive pressure | 15" of WC |
| Maximum continuous negative pressure | 10" of WC |
| Operating temperature range | -70° F to 1000° F |
| Duct wall thickness | 0.005" (0.13mm) |
| Vapor barrier material | Polyethylene |
| Vapor barrier thickness | 0.003" (0.076mm) |



Peflex Product Definition

X | **P**

UN-INSULATED Duct

4
3
2

X | **P** | **X**

THERMALLY INSULATED Duct

Pressure loss per 100 feet of duct
Speed

3
2

G Grey vapor barrier (air connector)
A Metalized vapor barrier (air duct)

Noise Attenuator

X | **P** | **P** | **X**

4
3

G Grey vapor barrier (air connector)
A Metalized vapor barrier (air duct)

Medical Noise Attenuator

X | **P** | **P** | **G** | **X**

4
3

G Grey vapor barrier (air connector)
A Metalized vapor barrier (air duct)



Extra Resistant Uninsulated Duct

Description:

Peflex 5P is a certified C-UL S110 (AIR DUCT) uninsulated flexible air duct composed of two layers of polyvinyl reinforced with a fiberglass fabric. The 5P is designed to resist tearing and friction.

Peflex 5P is corrosion resistant, completely water repellent and withstands high operating pressures. Resistance to high operating pressures is made possible by the unique quadruple lamination process. The large wall thickness (0.008 1" / 0.205 mm) of the internal duct as well as the small difference between the wire helix (1 in, 25.2mm) allows high operating pressures (15 in WC, 3.7 KPa).

Peflex 5P offers a much lower coefficient of internal friction than flexible ducts made of fabrics reducing the energy consumption of the air distribution system.

Bending Diameter: 0 times the diameter of the pipe

Available diameter: 3" - 4" - 5" - 6" - 7" - 8" - 9" - 10" - 12" - 14" - 16"

Standard 25' length in a 24" box.

| | |
|--|--|
| Flame spread | < 25 |
| Fume development | < 50 |
| Maximum air velocity | 5500 ft/min |
| Maximum continuous positive static pressure | 15 po. H ₂ O (3.73 KPa) |
| Maximum continuous negative static pressure | 10 po H ₂ O (2.49 kPa) dia: up to 12in 5 po H ₂ O (1.24 kPa) dia: 14 in to 16in 1 po H ₂ O (0.249 kPa) dia: 18 in to 20in |
| Temperature range | -30°F to 250°F (-30°C to 121°C) |
| Maximum operating temperature | -30°F to 140°F continuously (at 4" WC) -30°F to 180°F continuously (at 2" WC) -30°F to 250°F continuously (at ½" WC) |
| Duct wall thickness | 0.0081" / 0.205 mm |



This product is listed
C-UL-S110 – US-UL-181
Flexible duct
Class 1



Thermally Insulated

Description:

Peflex 5 PA is a certified C-UL S110 (AIR DUCT) insulated flexible air duct composed of two layers of polyvinyl reinforced with a fiberglass fabric. The 5PA is designed to resist tearing and friction.

Peflex 5 PA is corrosion resistant, completely water repellent and withstands high operating pressures. Resistance to high operating pressures is made possible by the unique quadruple lamination process. The large wall thickness (0.008 1" / 0.205 mm) of the internal duct as well as the small difference between the wire helix (1 in, 25.2mm) allows high operating pressures (15 in WC, 3.7 KPa).

Peflex 5 PA has a vapor barrier composed of two layers of metallized polyester laminated with fiberglass for intensive puncture resistance. This type of vapor barrier is mandatory for the designation "flexible air duct" according to the C-UL S110 test standard (AIR DUCT).


Peflex 5 PA offers a much lower coefficient of internal friction than flexible ducts made of fabrics reducing the energy consumption of the air distribution system.

Bending Diameter: 0 times the diameter of the pipe.

Insulation: John Manville Flex-Glass certified formaldehyde-free and non-hazardous to health (see technical sheet)

Available diameter : 3" - 4" - 5" - 6" - 7" - 8" - 9" - 10" - 12" - 14" - 16" - 18" - 19" - 20" - 22" - 24"
Standard 25' length in a 28" box.

| | |
|--|---|
| Flame spread | < 25 |
| Fume development | < 50 |
| Maximum air velocity | 5500 in/min |
| Maximum continuous positive static pressure | 15 po. H ₂ O (3,73 KPa) |
| Maximum continuous negative static pressure | 10 po H ₂ O (2.49 kPa) dia: up to 12 in 5 po H ₂ O (1.24 kPa) dia: 14 in to 16 in 1 po H ₂ O (0.249 kPa) dia: 18 in to 20 in |
| Temperature range | -30°F to 250°F (-30°C to 121°C) |
| Maximum operating temperature range | -30°F to 140°F continuously (at 4" WC) -30°F to 180°F continuously (at 2" WC) -30°F to 250°F continuously (at ½" WC) |
| R coefficient of insulation | R4.2 (1.25" standard thickness) R6 (1.5" standard thickness) R8.4 (2.5" standard thickness) |
| Vapor barrier material | Metallic polyester |
| Flexible duct wall thickness | 0.0081" / 0.205 mm |
| Vapor barrier thickness | 0.0037" / 0.095 mm |



This product meets the standards
NFPA 90A
NFPA 90B



This product is listed
C-UL-S110 – US-UL-181
Flexible duct
Class 1

Uninsulated

Description:

Peflex 4P is a certified C-UL S110 un-insulated flexible air duct connection consisting of two layers of pure aluminum and of two layers of a polyester binding a galvanized wire.

Peflex 4P is completely water and airtight, corrosion resistant and can withstand high static pressure. Resistance to high operating pressures is possible because of the unique quadruple lamination process. The large thickness of the walls of the internal duct (0.0041"/0.105 mm) as well as the small distance between the wire helix (1 in, 25.2mm) allows to obtain high operating pressures (15po WC, 3.7 KPa).

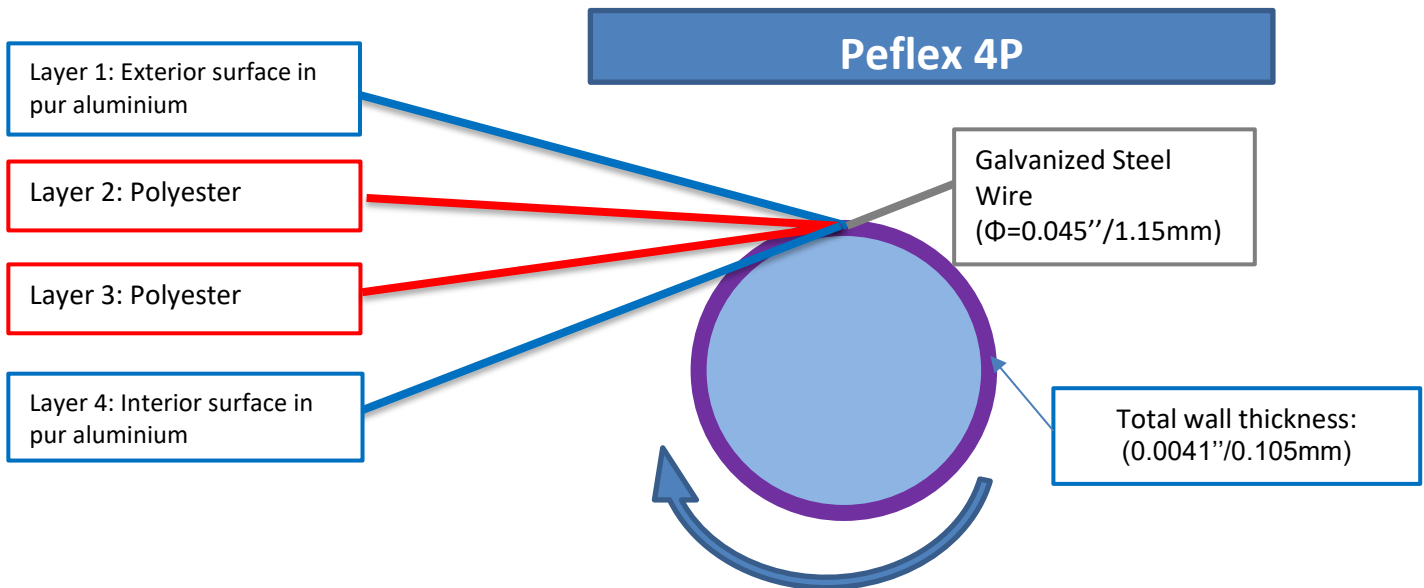
Peflex 4P offers a much lower coefficient of internal friction than flexible ducts made of fabrics reducing the energy consumption of the air distribution system.

Peflex 4P offers the best flame resistance in the industry since no combustible material is visible in the internal duct. The internal and external walls of the Peflex 4P are made of pure non-combustible aluminum. In addition, the adhesive used in the quadruple lamination process contains a retardant.

Bending Diameter: 0 times the diameter of the pipe

Available Diameters: 3" - 4" - 5" - 6" - 7" - 8" - 9" - 10" - 12" - 14" - 16" - 18" - 19" - 20" - 22" - 24"

Standard 25" length in an 18" high box. Also available in 100' length in a dispenser box (see page 36)



Uninsulated

Description:

Peflex 4P is a certified C-UL S110 (AIR CONNECTOR) flexible air connection composed of two layers of pure aluminum and two layers of polyester encapsulating a galvanized metal wire.

Peflex 4P is corrosion resistant, completely water repellent and withstands high operating pressures. Resistance to high operating pressures is possible because of the unique quadruple lamination process. The large thickness of the walls of the internal duct (0.004 1" /0.105 mm) as well as the small distance between the wire helix (1 in, 25.2mm) allows to obtain high operating pressures (15po WC, 3.7 KPa).

Peflex 4P offers a much lower coefficient of internal friction than flexible ducts made of fabrics reducing the energy consumption of the air distribution system.

Peflex 4P offers the best flame resistance in the industry since no combustible material is visible in the internal duct. The internal and external walls of the Peflex 4P are made of pure non-combustible aluminum. In addition, the adhesive used in the quadruple lamination process contains a retarding agent.

Bending Diameter: 0 times the diameter of the pipe

Available Diameter: 3" - 4" - 5" - 6" - 7" - 8" - 9" - 10" - 12" - 14" - 16" - 18" - 19" - 20" - 22" - 24"

Standard 25" length in an 18" high box. Also available in 100' length in a dispenser box (see page 36)

| | |
|--|--|
| Flame spread | < 25 |
| Fume development | < 50 |
| Maximum air velocity | 4000 ft/min |
| Maximum continuous positive static pressure | 15" H ₂ O (3.7 kPa) |
| Maximum continuous negative static pressure | 2.5" H ₂ O (0.5 kPa) for diameter less than 6 inch |
| Operating temperature range | -30°F to 250°F (-30°C to 121°C) |
| Maximum operating temperature | -30°F to 140°F continuously (to 4" WC) -30°F to 180°F continuously (to 2" WC) -30°F to 250°F continuously (to ½" WC) |
| Duct wall thickness | 0.004 1"/0.105mm |



This product is listed
C-UL-S110 – US-UL-181
Air Connector Class 1



Thermally Insulated

Description:

Peflex 4PG is an insulated Flexible Air connector consisting of two layers of pure aluminum and of two layers of polyester binding a galvanized wire.

Peflex 4PG is completely water and airtight, corrosion resistant and can withstand high static pressure. Resistance to high operating pressures is possible because of the unique quadruple lamination process. The large thickness of the walls of the internal duct (0.0041" / 0.105 mm) as well as the small distance between the wire helix (1 in, 25.2mm) allows to obtain high operating pressures (15po WC, 3.7 KPa).

Peflex 4PG offers a much lower coefficient of internal friction than flexible ducts made of fabrics reducing the energy consumption of the air distribution system.

Peflex 4PG offers the best flame resistance in the industry since no combustible material is visible in the internal duct. The internal and external walls of the Peflex 4PG are made of pure non-combustible aluminum. In addition, the adhesive used in the quadruple lamination process contains a retarding agent.

Bending Diameter: 0 times the diameter of the pipe

Insulation: John Manville Flex-Glass certified formaldehyde-free and non-hazardous to health (see technical sheet)

Available Diameter: 3" - 4" - 5" - 6" - 7" - 8" - 9" - 10" - 12" - 14" - 16" - 18" - 19" - 20" - 22" - 24"

| | |
|--|--|
| Flame spread | < 25 |
| Fume development | < 50 |
| Maximum air velocity | 4000 ft/min |
| Maximum continuous positive static pressure | 15 po. H ₂ O (3.7 KPa) |
| Maximum continuous negative static pressure | 2.5 po. H ₂ O (0.62 kPa) |
| Temperature range | -30°F to 250°F (-30°C to 121°C) |
| Maximum operating temperature | -30°F to 140°F continuously (at 4" WC) -30°F to 180°F continuously (at 2" WC) -30°F to 250°F continuously (at ½" WC) |
| R coefficient of insulation | 4.2 - 6 - 8.4 |
| Vapor barrier materials | Polyethylene |
| Flexible duct thickness | 0.0041" / 0.105 mm |
| Vapor barrier thickness | 0.003" / 0.085 mm |



Thermally Insulated

Description:

Peflex 4PA is a certified C-UL S110 (AIR DUCT) insulated flexible air duct consisting of two layers of pure aluminum and two layers of polyester binding a galvanized wire

Peflex 4PA is corrosion resistant, completely water repellent and withstands high operating pressures. Resistance to high operating pressures is possible because of the unique quadruple lamination process. The large thickness of the walls of the internal duct (0.0041" /0.105 mm) as well as the small distance between the wire helix (1 in, 25.2mm) allows to obtain high operating pressures (15po WC, 3.7 KPa).

Peflex 4PA has a vapor barrier composed of two layers of metallized polyester laminated with fiberglass for intensive puncture resistance. This type of vapor barrier is mandatory for the certification "flexible air duct" according to the test standard C-UL S110 (AIR DUCT).

Peflex 4PA offers a much lower coefficient of internal friction than flexible ducts made of fabrics reducing the energy consumption of the air distribution system.

Peflex 4PA offers the best flame resistance in the industry since no combustible material is visible in the internal duct. The internal and external walls of the Peflex 4PA are made of pure non-combustible aluminum. In addition, the adhesive used in the quadruple lamination process contains a retarding agent.

Bending Diameter: 0 times the diameter of the pipe

Insulation: John Manville Flex-Glass certified formaldehyde-free and non-hazardous to health (see technical sheet)

Available diameter: 3" - 4" - 5" - 6" - 7" - 8" - 9" - 10" - 12" - 14" - 16" - 18" - 19" - 20" - 22" - 24"

Standard length of 25' in a 48" box

| | |
|--|--|
| Flame spread | < 25 |
| Fume development | < 50 |
| Maximum air velocity | 4000 ft/min |
| Maximum continuous positive static pressure | 15 po. H ₂ O (3.7 KPa) |
| Maximum continuous negative static pressure | 2.5 po. H ₂ O (0.62 kPa) |
| Temperature range | -30°F to 250°F (-30°C to 121°C) |
| Maximum operating temperature | -30°F to 140°F continuously (at 4" WC) -30°F to 180°F continuously (at 2" WC) -30°F to 250°F continuously (at ½" WC) |
| R coefficient of insulation | R4.2 (1.25" standard thickness) R6 (1.5" standard thickness) R8.4 (2.5" standard thickness) R12 (3" standard thickness) |
| Vapor barrier materials | Metallic polyester |
| Flexible duct thickness | 0.0041" /0.105 mm |
| Vapor barrier thickness | 0.0037" /0.095 mm |

This product meets the standards
NFPA 90A
NFPA 90B



This product is listed
Flexible Air duct class 1



Noise Attenuator

Description:

Peflex 4PPG is an insulated flexible (AIR CONNECTOR) composed of two layers of pure aluminum and two layers of polyester encapsulating a galvanized metal wire. The internal duct of the 4PPG is perforated on more than 25% of its surface, thus allowing a substantial attenuation of the noise transmitted by the air.

Peflex 4PPG is corrosion resistant, completely water repellent and withstands high operating pressures. Resistance to high operating pressures is possible because of the unique quadruple lamination process. The large thickness of the walls of the internal duct (0.004 1" /0.105 mm) as well as the small distance between the wire helix (1 in, 25.2mm) allows to obtain high operating pressures.

Peflex 4PPG offers the best flame resistance in the industry since no combustible material is visible in the internal duct. The internal and external walls of the Peflex 4PPG are made of pure non-combustible aluminum. In addition, the adhesive used in the quadruple lamination process contains a retarding agent.

Peflex 4PPG has a much lower internal coefficient of friction than regular flexible ducts made from fabric reducing the energy required by the system to move air.

Bending Diameter: 0 times the diameter of the pipe

Insulation: John Manville Flex-Glass certified formaldehyde-free and non-hazardous to health (see technical sheet)

Available diameter: 3" - 4" - 5" - 6" - 7" - 8" - 9" - 10" - 12" - 14" - 16" - 18" - 19" - 20" - 22" - 24"

Standard length of 25' in a 48" box

| | |
|--|--|
| Flame spread | < 25 |
| Fume development | < 50 |
| Maximum air velocity | 4000 ft/min |
| Maximum continuous positive static pressure | 15 po. H ₂ O (3.7 KPa) |
| Maximum continuous negative static pressure | 1 po. H ₂ O (0.62 kPa) |
| Temperature range | -30°F to 250°F (-30°C to 121°C) |
| Maximum operating temperature | -30°F to 140°F continuously (at 4" WC) -30°F to 180°F continuously (at 2" WC) -30°F to 250°F continuously (at ½" WC) |
| R coefficient of insulation | 4.2 - 6 - 8.4 |
| Vapor barrier materials | Polyethylene |
| Flexible duct thickness | 0.0041" /0.105 mm |
| Vapor barrier thickness | 0.003" /0.085 mm |



Noise Attenuator

Description:

Peflex 4PPA is a flexible insulated C-UL S110 (AIR DUCT) certified composed of two layers of pure aluminum and two layers of polyester encapsulating a galvanized metal wire. The internal duct of the 4PPA is perforated on more than 25% of its surface, thus allowing a substantial attenuation of the noise transmitted by the air.

Peflex 4PPA is corrosion resistant, completely water repellent and withstands high operating pressures. Resistance to high operating pressures is possible because of the unique quadruple lamination process. The large thickness of the walls of the internal duct (0.0041" / 0.105 mm) as well as the small distance between the wire helix (1 in, 25.2mm) allows to obtain high operating pressures.

Peflex 4PPA offers the best flame resistance in the industry since no combustible material is visible in the internal duct. The internal and external walls of the Peflex 4PPA are made of pure non-combustible aluminum. In addition, the adhesive used in the quadruple lamination process contains a retarding agent.

Peflex 4PPA has a vapor barrier composed of two layers of metallized polyester laminated with fiberglass for intensive puncture resistance. This type of vapor barrier is mandatory for the designation "flexible air duct" according to the C-UL S110 test standard (AIR DUCT).

Peflex 4PPA has a much lower internal coefficient of friction than regular flexible ducts made from fabric reducing the energy required by the system to move air.

Bending Diameter: 0 times the diameter of the pipe

Insulation: John Manville Flex-Glass certified formaldehyde-free and non-hazardous to health (see technical sheet)

Diamètre disponible : 3" - 4" - 5" - 6" - 7" - 8" - 9" - 10" - 12" - 14" - 16" - 18" - 19" - 20" - 22" - 24"

Standard length of 25' in a 48" box

| | |
|--|--|
| Flame spread | < 25 |
| Fume development | < 50 |
| Maximum air velocity | 4000 ft/min |
| Maximum continuous positive static pressure | 15 po. H ₂ O (3.7 KPa) |
| Maximum continuous negative static pressure | 1 po. H ₂ O (0.62 kPa) |
| Temperature range | -30°F to 250°F (-30°C to 121°C) |
| Maximum operating temperature | -30°F to 140°F continuously (at 4" WC) -30°F to 180°F continuously (at 2" WC) -30°F to 250°F continuously (at ½" WC) |
| R coefficient of insulation | 4.2 - 6 - 8.4 |
| Vapor barrier materials | Metallic polyester |
| Flexible duct thickness | 0.0041" / 0.105 mm |
| Vapor barrier thickness | 0.0037" / 0.095 mm |



This product meets the standards
NFPA 90A
NFPA 90B



This Product is listed
C-UL-S110 – US-UL-181
Flexible Air Duct class 1



9265 Le Royer, Montreal, (Quebec), H1P 3H7
Office: (514) 750-3327; Toll free: 1-(844) 569-6976
Fax: (514) 669-3631; e-mail: info@feas.ca

Medical Grade Noise Attenuator

Description:

Peflex 4PPGG is a C-UL S110 (AIR CONNECTOR) certified insulated flexible air connector composed of two layers of pure aluminum and two layers of polyester encapsulating a galvanized wire. The duct of the 4PPGG is perforated on more than 25% of its surface, thus allowing a substantial attenuation of noise transmitted by the air.

Peflex 4PPGG has an additional membrane located between the duct and the insulation to eliminate any contact between the air flow and the insulation.

Peflex 4PPGG is corrosion resistant, completely water repellent and withstands high operating pressures. Resistance to high operating pressures is possible because of the unique quadruple lamination process. The large thickness of the walls of the internal duct (0.0041" /0.105 mm) as well as the small distance between the wire helix (1 in, 25.2mm) allows to obtain high operating pressures.

Peflex 4PPGG offers the best flame resistance in the industry since no combustible material is visible in the internal duct. The internal and external walls of the Peflex 4PPGG are made of pure non-combustible aluminum. In addition, the adhesive used in the quadruple lamination process contains a retarding agent.

Peflex 4PPGG has a much lower internal coefficient of friction than regular flexible ducts made from fabric reducing the energy required by the system to move air.

Bending Diameter: 0 times the diameter of the pipe

Insulation: John Manville Flex-Glass certified formaldehyde-free and non-hazardous to health (see technical sheet)

Available diameter: 3" - 4" - 5" - 6" - 7" - 8" - 9" - 10" - 12" - 14" - 16" - 18" - 19" - 20" - 22" - 24"

| | |
|--|--|
| Flame spread | < 25 |
| Fume released | < 50 |
| Maximum air velocity | 4000 ft/min |
| Maximum continuous positive static pressure | 15 po. H ₂ O (3.7 KPa) |
| Maximum continuous negative static pressure | 1po. H ₂ O (0.62 kPa) |
| Temperature range | -30°F to 250°F (-30°C to 121°C) |
| Maximum operating temperature | -30°F to 140°F continuously (at 4" WC) -30°F to 180°F continuously (at 2" WC) -30°F to 250°F continuously (at ½" WC) |
| R coefficient of insulation | 4.2 - 6 – 8.4 |
| Vapor barrier materials | Polyethylene |
| Flexible duct thickness | 0.0041" /0.105mm |
| Vapor barrier thickness | 0.003" /0.085mm |



Medical Grade Noise Attenuator

Description:

Peflex 4PPGA is a flexible insulated C-UL S110 (AIR DUCT) certified composed of two layers of pure aluminum and two layers of polyester encapsulating a galvanized metal wire. The internal duct of the 4PPGA is perforated on more than 25% of its surface, thus allowing a substantial attenuation of the noise transmitted by the air.

Peflex 4PPGA has an additional membrane located between the duct and the insulation to eliminate any contact between the air flow and the insulation.

Peflex 4PPGA is corrosion resistant, completely water repellent and withstands high operating pressures. Resistance to high operating pressures is possible because of the unique quadruple lamination process. The large thickness of the walls of the internal duct (0.0041" /0.105 mm) as well as the small distance between the wire helix (1 in, 25.2mm) allows to obtain high operating pressures.

Peflex 4PPGA offers the best flame resistance in the industry since no combustible material is visible in the internal duct. The internal and external walls of the Peflex 4PPGA are made of pure non-combustible aluminum. In addition, the adhesive used in the quadruple lamination process contains a retarding agent.

Peflex 4PPGA has a vapor barrier composed of two layers of metallized polyester laminated with fiberglass for intensive puncture resistance. This type of vapor barrier is mandatory for the designation "flexible air duct" according to the C-UL S110 test standard (AIR DUCT).

Peflex 4PPGA has a much lower internal coefficient of friction than regular flexible ducts made from fabric reducing the energy required by the system to move air.

Bending Diameter: 0 times the diameter of the pipe

Insulation: John Manville Flex-Glass certified formaldehyde-free and non-hazardous to health (see technical sheet)

Available diameter: 3"- 4"- 5"- 6"- 7"- 8"- 9"- 10"- 12"- 14"- 16"- 18"- 19"- 20"- 22"- 24"

| | |
|--|--|
| Flame spread | < 25 |
| Fume development | < 50 |
| Maximum air velocity | 4000 ft/min |
| Maximum continuous positive static pressure | 15 po. H ₂ O (3.7 KPa) |
| Maximum continuous negative static pressure | 1po. H ₂ O (0.62 kPa) |
| Temperature range | -30°F to 250°F (-30°C to 121°C) |
| Maximum operating temperature | -30°F to 140°F continuously (at 4" WC) -30°F to 180°F continuously (at 2" WC) -30°F to 250°F continuously (at ½" WC) |
| R coefficient of insulation | 4.2 - 6 – 8.4 |
| Vapor barrier materials | Metallic polyester |
| Flexible duct thickness | 0.0041" /0.105mm |
| Vapor barrier thickness | 0.0037" /0.095mm |

This product meets the standards
NFPA 90A
NFPA 90B



This product is listed
C-UL-S110 – US-UL-181
Flexible air duct
Class 1



Encapsulated Medical Grade Noise Attenuator

Description:

Peflex 4PPAAEN is a flexible insulated C-UL S110 (AIR DUCT) certified composed of two layers of pure aluminum and two layers of polyester encapsulating a galvanized metal wire. The internal duct of the 4PPAAEN is perforated on more than 25% of its surface, thus allowing a substantial attenuation of the noise transmitted by the air.

Peflex 4PPAAEN has a unique encapsulation system designed to prevent any contact between the air in the duct and the non-hazardous fibers of the insulation. This insulation sits inside a factory-made, encapsulated cavity. This product cannot therefore be cut on site.

Peflex 4PPAAEN is corrosion resistant, completely water repellent and withstands high operating pressures. Resistance to high operating pressures is possible because of the unique quadruple lamination process. The large wall thickness (0.0082" /0.21mm) of the internal duct as well as the small distance between the wire helix (1 po, 25.2 mm) allow high operating pressures (15 po. H₂O (3.7 kPa)) to be obtained.

Peflex 4PPAAEN Offers the best flame resistance in the industry since no combustible material is visible at the outer wall of the duct. The inner wall of the Peflex 4PPAAEN is made from pure non-combustible aluminum. In addition, the adhesive used in the quadri-lamination process contains retardant agent.

Peflex 4PPAAEN Has a much lower internal coefficient of friction than regular flexible ducts made from fabric reducing the energy required by the system to move air.

Bending Diameter: 0 times the diameter of the pipe

Insulation: John Manville Flex-Glass certified formaldehyde-free and non-hazardous to health (see technical sheet)

Available diameter: 3"- 4"- 5"- 6"- 7"- 8"- 9"- 10"- 12"- 14"- 16"- 18"- 19"- 20"
Standard length of 6'. Made-to-measure available

| | |
|--|--|
| Flame spread | < 25 |
| Fume development | < 50 |
| Maximum air velocity | 4000 ft/min |
| Maximum continuous positive static pressure | 15 in. H ₂ O (3 kPa) |
| Maximum continuous negative static pressure | 1.5" H ₂ O (0.37 kPa) |
| Temperature range | -30°F to 250°F (-30°C to 121°C) |
| Maximum operating temperature range | -30°F to 140°F continuously (at 4" WC) -30°F to 180°F continuously (at 2" WC) -30°F to 250°F continuously (at ½" WC) |
| R coefficient of insulation | 4.2 - 6 - 8.4 |
| Vapor barrier material | Metallic polyester |
| Flexible duct thickness | 0.0082" /0.21mm |
| Vapor barrier thickness | 0.0037" /0.095mm |



This product is listed
C-UL-S110 – US-UL-181
Flexible air duct
Class 1



This product meets the standards
NFPA 90A
NFPA 90B



9265 Le Royer, Montreal, (Quebec), H1P 3H7
Office: (514) 750-3327; Toll free: 1-(844) 569-6976
Fax: (514) 669-3631; e-mail: info@feas.ca

Description:

Peflex 3P is a flexible un-insulated C-UL S110 certified air connector composed of one layer of pure aluminum and two layers of polyester encapsulating a galvanized metal wire.

Peflex 3P is corrosion resistant, completely water repellent and withstands high operating pressures. Resistance to high operating pressures is made possible by the unique tri-lamination process. The important thickness of the internal walls of the duct (0.0037"/0.95mm) as well as the small distance between the wire helix (1 po, 25.2 mm) allows to obtain high operating pressures (12 po. H₂O (3 kPa)).

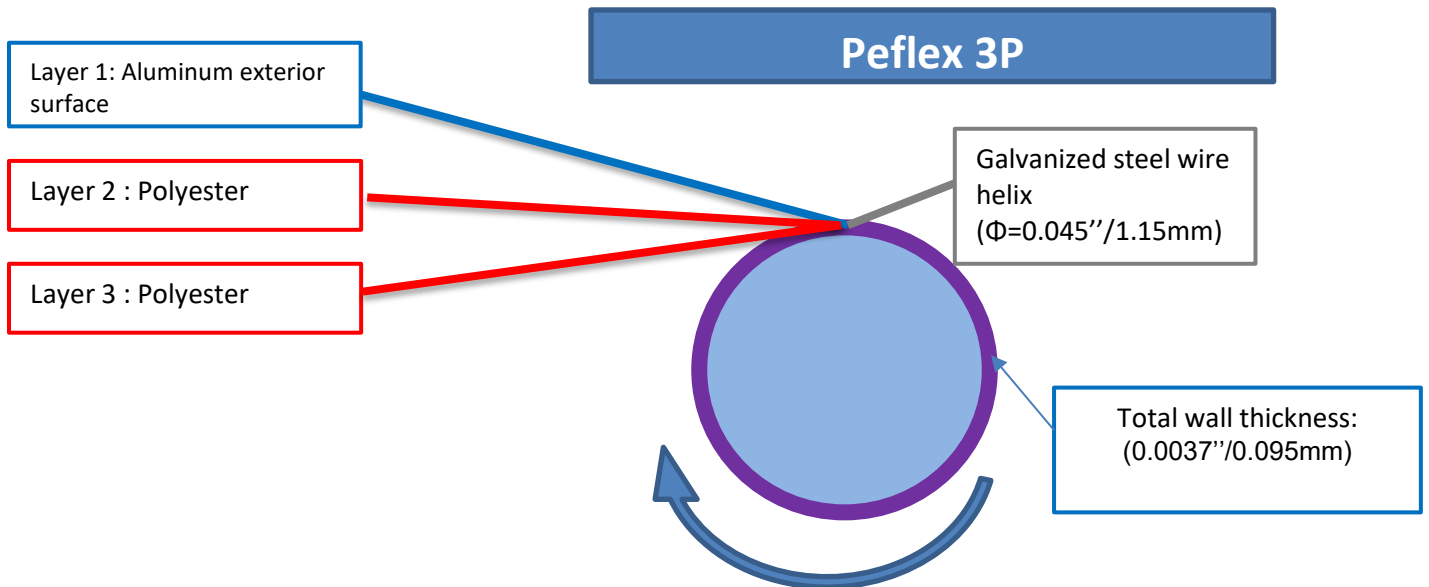
Peflex 3P offers a much lower coefficient of internal friction than flexible ducts made of fabrics reducing the energy consumption of the air distribution system.

Peflex 3P offers the best flame resistance in the industry since no combustible material is visible at the outer wall of the duct. The outer wall of the Peflex 3P is made of pure non-combustible aluminum. In addition, the adhesive used in the tri-lamination process contains a retardant.

Bending Diameter: 0 times the diameter of the pipe

Available diameter: 3"- 4"- 5"- 6"- 8"- 10"- 12"- 14"- 16"

Standard 25" length in an 18" high box. Also available in 100' length in a dispenser box (see page 36)



Uninsulated

Description:

Peflex 3P is a flexible un-insulated C-UL S110 certified air connector composed of one layer of pure aluminum and two layers of polyester encapsulating a galvanized metal wire.

Peflex 3P is corrosion resistant, completely water repellent and withstands high operating pressures. Resistance to high operating pressures is made possible by the unique tri-lamination process. The important thickness of the internal walls of the duct (0.0037"/0.95mm) as well as the small distance between the wire helix (1 in, 25.2 mm) allows to obtain high operating pressures (12 in. H₂O (3 kPa)).

Peflex 3P offers a much lower coefficient of internal friction than flexible ducts made of fabrics reducing the energy consumption of the air distribution system.

Peflex 3P offers the best flame resistance in the industry since no combustible material is visible at the outer wall of the duct. The outer wall of the Peflex 3P is made of pure non-combustible aluminum. In addition, the adhesive used in the tri-lamination process contains a retardant.

Bending Diameter: 0 times the diameter of the pipe

Available diameter: 3"- 4"- 5"- 6"- 8"- 10"- 12"- 14"- 16"

Standard 25' length in an 18" high box. Also available in 100' length in a dispenser box (see page 36)

| | |
|--|--|
| Flame spread | < 25 |
| Fume development | < 50 |
| Maximum air velocity | 4000 ft/min |
| Maximum continuously positive static pressure | 12 in. H ₂ O (3 kPa) |
| Maximum continuously negative static pressure | 1.5 in. H ₂ O (0.37 kPa) |
| Temperature range | -20°F to 250°F (-30°C to 121°C) |
| Maximum operating temperature | -20°F to 140°F continuously (at 4" H ₂ O) |
| Duct wall thickness | 0.0037" /0.095mm |

This product is listed
C-UL-S110 – US-UL-181
(Raccord Flexible)
Classe 1



Thermally Insulated

Description:

Peflex 3PG is an insulated flexible air connector composed of one layer of pure aluminum and two layers of polyester encapsulating a galvanized metal wire.

Peflex 3PG is corrosion resistant, completely water repellent and withstands high operating pressures. Resistance to high operating pressures is made possible by the unique tri-lamination process. The important thickness of the internal walls of the duct (0.0037"/0.95mm) as well as the small distance between the wire helix (1 in, 25.2 mm) allows to obtain high operating pressures (12 in. H₂O (3 kPa)).

Peflex 3PG offers a much lower coefficient of internal friction than flexible ducts made of fabrics reducing the energy consumption of the air distribution system.

Peflex 3PG offers the best flame resistance in the industry since no combustible material is visible at the outer wall of the duct. The outer wall of the Peflex 3PG is made of non-combustible aluminum. In addition, the adhesive used in the tri-lamination process contains a retardant.

Bending diameter: 0 times the duct diameter

Insulation: John Manville Flex-Glass certified formaldehyde-free and non-hazardous to health (see technical sheet)

Available diameter: 3"- 4"- 5"- 6"- 8"- 10"- 12"- 14"- 16"

Standard 25" length in an 18" high box

| | |
|--|---|
| Flame spread | < 25 |
| Fume development | < 50 |
| Maximum air velocity | 4000 ft/min |
| Maximum continuous positive static pressure | 12 in. H ₂ O (3 kPa) |
| Maximum continuous negative static pressure | 1.5 in. H ₂ O (0.37 kPa) |
| Temperature range | -20 ^o F to 250 ^o F (-30 ^o C to 121 ^o C) |
| Duct wall thickness | 0.0037" /0.095mm |
| R coefficient of insulation | 4.2 - 6 - 8.4 |
| Vapor barrier material | Polyethylene |
| Vapor barrier thickness | 0.003 3" /0.085mm |



Thermally Insulated

Description:

Peflex 3PA is a C-UL S110 certified insulated flexible air connector composed of one layer of pure aluminum and two layers of polyester encapsulating a galvanized metal wire.

Peflex 3PA is corrosion resistant, completely water repellent and withstands high operating pressures. Resistance to high operating pressures is made possible by the unique tri-lamination process. The important thickness of the internal walls of the duct (0.0037"/0.95mm) as well as the small distance between the wire helix (1 in, 25.2 mm) allows to obtain high operating pressures (12 in. H₂O (3 kPa)).

Peflex 3PA has a vapor barrier composed of two layers of metallized polyester laminated with fiberglass for intensive puncture resistance. This type of vapor barrier is mandatory for the designation "flexible air duct" according to the C-UL S110 (AIR DUCT) test standard.

Peflex 3PA offers a much lower coefficient of internal friction than flexible ducts made of fabrics reducing the energy consumption of the air distribution system.

Peflex 3PA offers the best flame resistance in the industry since no combustible material is visible at the outer wall of the duct. This outer wall of the Peflex 3PA is made of pure non-combustible aluminum. In addition, the adhesive used in the quadruple lamination process contains a retarding agent.

Bending diameter: 0 times the duct diameter

Insulation: John Manville Flex-Glass certified formaldehyde-free and non-hazardous to health (see technical sheet)

Available diameter : 3"- 4"- 5"- 6"- 8"- 10"- 12"- 14"- 16"

Standard 25" length in an 18" high box

| | |
|--|-------------------------------------|
| Flame spread | < 25 |
| Fume development | < 50 |
| Maximum air velocity | 4000 ft/minute |
| Maximum continuous positive static pressure | 12 in. H ₂ O (3 kPa) |
| Maximum continuous negative static pressure | 1.5 in. H ₂ O (0.37 kPa) |
| Maximal negative pressure | 3 in. H ₂ O (0.74 kPa) |
| Temperature range | -20°F to 250°F (-30°C to 121°C) |
| Duct wall thickness | 0.003 7" /0.095mm |
| R coefficient of the insulation | 4.2 - 6 - 8.4 |
| Vapor barrier material | Metallic polyester |
| Vapor barrier thickness | 0.003 7" /0.095mm |



This product meets the standards
NFPA 90A
NFPA 90B

This product is listed
C-UL-S110 – US-UL-181
Flexible air duct
Class 1

Noise Attenuator

Description:

Peflex 3PPG is an insulated flexible (AIR CONNECTOR) composed of one layer of pure aluminum and two layers of polyester encapsulating a galvanized metal wire. The internal duct of the Peflex 3PPG is perforated on more than 25% of its surface, thus allowing a substantial attenuation of the noise transmitted by the air.

Peflex 3PPG is corrosion resistant, completely water repellent and withstands high operating pressures. Resistance to high operating pressures is made possible by the unique tri-lamination process. The important thickness of the internal walls of the duct (0.0037"/0.95mm) as well as the small distance between the wire helix (1 in, 25.2 mm) allows to obtain high operating pressures (12 in. H₂O (3 kPa)).

Peflex 3PPG offers the best flame resistance in the industry since no combustible material is visible at the outer wall of the duct. The outer wall of the Peflex 3PPG is made of pure non-combustible aluminum. In addition, the adhesive used in the tri-lamination process contains a retardant.

Peflex 3PPG has a much lower internal coefficient of friction than regular flexible ducts made from fabric reducing the energy required by the system to move the air.

Bending diameter: 0 times the duct diameter

Insulation: John Manville Flex-Glass certified formaldehyde-free and non-hazardous to health (see technical sheet)

Available diameter: 3"- 4"- 5"- 6"- 7"- 8"- 9"- 10"- 12"- 14"- 16"- 18"- 19"- 20"- 22"- 24"

Standard 25" length in an 18" high box.

| | |
|--|--|
| Flame spread | < 25 |
| Fume development | < 50 |
| Maximum air velocity | 4000 ft/minute |
| Maximum continuous operating positive static pressure | 12 in. H ₂ O (3 kPa) |
| Maximum continuous operating negative static pressure | 1.5" H ₂ O (0.37 kPa) |
| Operating temperature range | -30°F to 250°F (-30°C to 121°C) |
| Maximum operating temperature in continuous | -30°F to 140°F continuously (at 4" WC) |
| | -30°F to 180°F continuously (at 2" WC) |
| | -30°F to 250°F continuously (at ½" WC) |
| R coefficient of insulation | 4.2 - 6 - 8.4 |
| Vapor barrier material | Polyethylene |
| Flexible duct wall thickness | 0.003 7" /0.095mm |
| Vapor barrier thickness | 0.003 3" /0.085mm |



Noise Attenuator

Description:

Peflex 3PPA is a certified C-UL S110 (AIR DUCT) flexible air duct composed of one layer of pure aluminum and two layers of polyester encapsulating a galvanized wire. The internal duct of the 4PPA is perforated on more than 25% of its surface, thus allowing a substantial attenuation of the noise transmitted by the air.

Peflex 3PPA is corrosion resistant, completely water repellent and withstands high operating pressures. Resistance to high operating pressures is made possible by the unique tri-lamination process. The important thickness of the internal walls of the duct (0.0041" /0.105mm) as well as the small distance between the wire helix (1 in, 25.2 mm) allows to obtain high operating pressures.

Peflex 3PPA offers the best flame resistance in the industry since no combustible material is visible in the internal duct. The outer wall of the Peflex 4PPA is made of pure non-combustible aluminum. In addition, the adhesive used in the tri-lamination process contains a retardant.

Peflex 3PPA has a vapor barrier composed of two layers of metallized polyester laminated with fiberglass for intensive puncture resistance. This type of vapor barrier is mandatory for the designation " flexible air duct " according to the C-UL S110 test standard (AIR DUCT).

Peflex 3PPA has a much lower internal coefficient of friction than regular flexible ducts made from fabric reducing the energy required by the system to move the air.

Bending diameter: 0 times the duct diameter

Insulation: John Manville Flex-Glass certified formaldehyde-free and non-hazardous to health (see technical sheet)

Available diameter: 3"- 4"- 5"- 6"- 7"- 8"- 9"- 10"- 12"- 14"- 16"- 18"- 19"- 20"- 22"- 24"

Standard 25" length in a 48" high box.

| | |
|---|--|
| Flame spread | < 25 |
| Fume development | < 50 |
| Maximum air velocity | 4000 ft/min |
| Maximum continuous positive static pressure | 12 in. H ₂ O (3 kPa) |
| Maximum continuous negative static pressure | 1.5" H ₂ O (0.37 kPa) |
| Operating temperature range | -30°F to 250°F (-30°C to 121°C) |
| Maximum continuous operating temperature range | -30°F to 140°F continuously (at 4" WC) -30°F to 180°F continuously (at 2" WC) -30°F to 250°F continuously (at ½" WC) |
| R coefficient of the insulation | 4.2 - 6 – 8.4 |
| Vapor barrier material | Metallic polyester |
| Flexible duct thickness | 0.003 7" /0.095mm |
| Vapor barrier thickness | 0.003 7" /0.095mm |



**This product is listed
C-UL-S110 – US-UL-181
Flexible air duct
Class 1**



**This product meets the
standards
NFPA 90A
NFPA 90B**

Medical Grade Noise Attenuator

Description:

Peflex 3PPGG is a C-UL S110 (AIR CONNECTOR) certified insulated flexible air connector composed of one layer of pure aluminum and two layers of polyester encapsulating a galvanized metal wire. The internal duct of the Peflex 3PPG is perforated on more than 25% of its surface, thus allowing a substantial attenuation of the noise transmitted by the air.

Peflex 3PPGG has an additional layer of thick polyethylene (0.003"/0.0762mm) designed to prevent any contact between the air in the duct and the non-hazardous fibers of the insulation

Peflex 3PPGG is corrosion resistant, completely water repellent and withstands high operating pressures. Resistance to high operating pressures is made possible by the unique tri-lamination process. The important thickness of the internal walls of the duct (0.0037" /0.95mm) as well as the small distance between the wire helix (1 in, 25.2 mm) allows to obtain high operating pressures (12 in. H₂O (3 kPa)).

Peflex 3PPGG offers the best flame resistance in the industry since no combustible material is visible at the outer wall of the duct. The outer wall of the Peflex 3PPGG is made of pure non-combustible aluminum. In addition, the adhesive used in the tri-lamination process contains a retardant.

Peflex 3PPGG has a much lower internal coefficient of friction than flexible ducts made from fabric reducing the energy required by the system to move air.

Bending diameter: 0 times the duct diameter

Insulation: John Manville Flex-Glass certified formaldehyde-free and non-hazardous to health (see technical sheet)

Available diameter: 3"- 4"- 5"- 6"- 7"- 8"- 9"- 10"- 12"- 14"- 16"- 18"- 19"- 20"- 22"- 24"

Standard 25" length in a 48" high box.

| | |
|---|--|
| Flame spread | < 25 |
| Fume development | < 50 |
| Maximum air velocity | 4000 ft/min |
| Maximum continuous positive static pressure | 12 in. H ₂ O (3 kPa) |
| Maximum continuous negative static pressure | 1.5" H ₂ O (0.37 kPa) |
| Operating temperature range | -30°F to 250°F (-30°C to 121°C) |
| Maximum operating continuous temperature range | -30°F to 140°F continuously (at 4" WC) -30°F to 180°F continuously (at 2" WC) -30°F to 250°F continuously (at ½" WC) |
| R coefficient of the insulation | 4.2 - 6 – 8.4 |
| Vapor barrier material | Polyethylene |
| Flexible duct wall thickness | 0.0037" /0.095mm |
| Vapor barrier thickness | 0.0033" /0.085mm |



Medical Grade Noise Attenuator

Description:

Peflex 3PPGA is a C-UL S110 (AIR DUCT) certified insulated flexible air duct composed of one layer of pure aluminum and two layers of polyester encapsulating a galvanized metal wire. The internal duct of the Peflex 3PPGA is perforated on more than 25% of its surface, thus allowing a substantial attenuation of the noise transmitted by the air.

Peflex 3PPGA has an additional layer of thick polyethylene (0.003" /0.076 2mm) designed to prevent any contact between the air in the duct and the non-hazardous fibers of the insulation

Peflex 3PPGA is corrosion resistant, completely water repellent and withstands high operating pressures. Resistance to high operating pressures is made possible by the unique tri-lamination process. The important thickness of the internal walls of the duct (0.003 7" /0.95mm) as well as the small distance between the wire helix (1 in, 25.2 mm) allows to obtain high operating pressures (12 in. H₂O (3 kPa)).

Peflex 3PPGA offers the best flame resistance in the industry since no combustible material is visible at the outer wall of the duct. The outer wall of the Peflex 3PPGA is made of pure non-combustible aluminum. In addition, the adhesive used in the tri-lamination process contains a retardant.

Peflex 3PPGA has a much lower internal coefficient of friction than flexible ducts made from fabric reducing the energy required by the system to move air.

Bending diameter: 0 times the duct diameter

Insulation: John Manville Flex-Glass certified formaldehyde-free and non-hazardous to health (see technical sheet)

Available diameter: 3"- 4"- 5"- 6"- 7"- 8"- 9"- 10"- 12"- 14"- 16"- 18"- 19"- 20"- 22"- 24"

Standard 25" length in a 48" high box.

| | |
|---|--|
| Flame spread | < 25 |
| Fume development | < 50 |
| Maximum air velocity | 4000 ft/min |
| Maximum continuously positive static pressure | 12 in. H ₂ O (3 kPa) |
| Maximum continuously negative static pressure | 1.5" H ₂ O (0.37 kPa) |
| Operating temperature range | -30°F to 250°F (-30°C to 121°C) |
| Maximum continuous operating temperature range | -30°F to 140°F continuously (at 4" WC) -30°F to 180°F continuously (at 2" WC) -30°F to 250°F continuously (at ½" WC) |
| R coefficient of the insulation | 4.2 - 6 - 8.4 |
| Vapor barrier material | Metallic polyester |
| Flexible duct wall thickness | 0.003 7" /0.095mm |
| Vapor barrier thickness | 0.003 7" /0.095mm |



This product is listed
C-UL-S110 – US-UL-181
Flexible air duct
Classe 1

This product meets the
standards
NFPA 90A
NFPA 90B



Technical Data

Encapsulated Medical Grade Noise Attenuator

Description:

Peflex 3PPAA is a C-UL S110 (AIR DUCT) certified insulated flexible air duct composed of one layer of pure aluminum and two layers of polyester encapsulating a galvanized metal wire. The internal duct of the Peflex 3PPAA is perforated on more than 25% of its surface, thus allowing a substantial attenuation of the noise transmitted by the air.

Peflex 3PPAA has a unique encapsulation system designed to prevent any contact between the air in the duct and the non-hazardous fibers of the insulation. This insulation sits inside a factory-made, encapsulated cavity.

Peflex 3PPAA is corrosion resistant, completely water repellent and withstands high operating pressures. Resistance to high operating pressures is made possible by the unique tri-lamination process. The important thickness of the internal walls of the duct (0.0037" /0.95mm) as well as the small distance between the wire helix (1 in, 25.2 mm) allows to obtain high operating pressures (12 in. H₂O (3 kPa)).

Peflex 3PPAA offers the best flame resistance in the industry since no combustible material is visible at the outer wall of the duct. The outer wall of the Peflex 3PPAA is made of pure non-combustible aluminum. In addition, the adhesive used in the tri-lamination process contains a retardant.

Peflex 3PPAA has a much lower internal coefficient of friction than flexible ducts made from fabric reducing the energy required by the system to move air.

Bending diameter: 0 times the duct diameter

Insulation: John Manville Flex-Glass certified formaldehyde-free and non-hazardous to health (see technical sheet)

Available diameter: 3"- 4"- 5"- 6"- 7"- 8"- 9"- 10"- 12"- 14"- 16"- 18"- 19"- 20"

Standard length of 5'-6'-8'-10'

| | |
|---|--|
| Flame spread | < 25 |
| Fume development | < 50 |
| Maximum air velocity | 4000 ft/minute |
| Maximum continuous positive static pressure | 12 in. H ₂ O (3 kPa) |
| Maximum continuous negative static pressure | 1.5" H ₂ O (0.37 kPa) |
| Maximum operating temperature range | -30°F to 250°F (-30°C to 121°C) |
| Maximum operating temperature range | -30°F to 140°F continuously (at 4" WC) -30°F to 180°F continuously (at 2" WC) -30°F to 250°F continuously (at ½" WC) |
| R coefficient of the insulation | 4.2 - 6 - 8.4 |
| Vapor barrier material | Metallic polyester |
| Flexible duct wall thickness | 0.003 7" /0.095mm |
| Vapor barrier thickness | 0.003 7" /0.095mm |



This product meets the standards
C-UL-S-110
US-UL-181



This product meets the standards
NFA 90A
NFA 90B



9265 Le Royer, Montreal, (Quebec), H1P 3H7
Office: (514) 750-3327; Toll free: 1-(844) 569-6976
Fax: (514) 669-3631; e-mail: info@feas.ca

Core Description

Description:

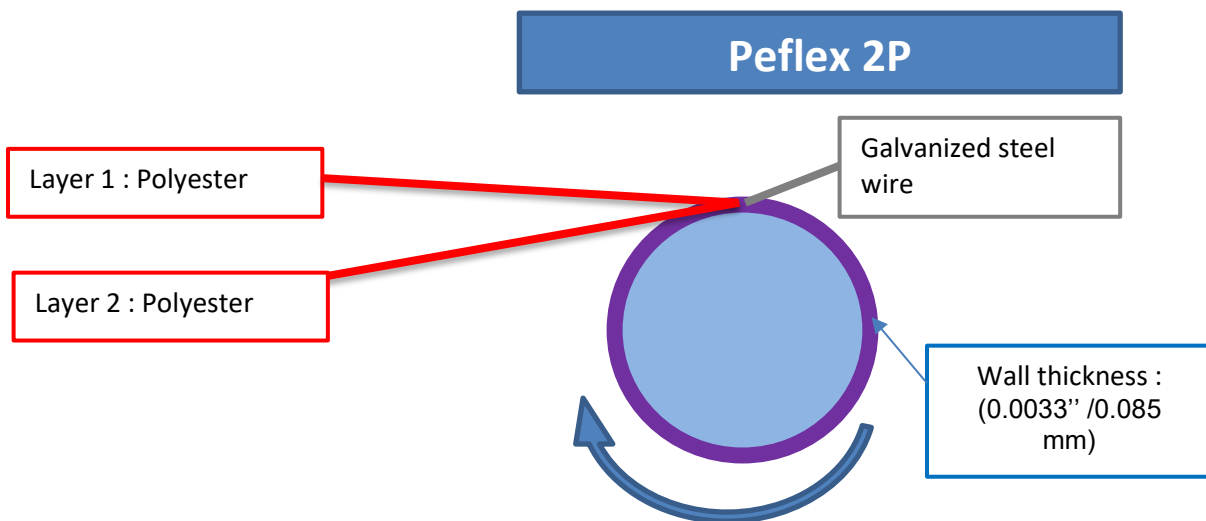
Peflex 2P is an uninsulated flexible air connection composed of a layer of polyester and a layer of polyester encapsulating a galvanized metal wire

Peflex 2P is corrosion resistance and completely water repellent and withstands high operating pressures (10 po. H₂O (2.5 kPa)). The high operating pressure is made possible by the small distance between the wire helix (1.5 in) as well as by the size of the duct wall (0.0086po (34µm)).

Peflex 2P provides excellent flame resistance as the adhesive and membranes contain retardant.

Peflex 2P has a much lower internal coefficient of friction than regular flexible ducts made from fabric reducing the energy required by the system to move air.

Peflex 2P is the perfect solution for economical installation.



Uninsulated

Description:

Peflex 2P is an uninsulated flexible air connection composed of a layer of polyester and a layer of polyester encapsulating a galvanized metal wire

Peflex 2P is corrosion resistance and completely water repellent and withstands high operating pressures (10 in. H₂O (2.5 kPa)). The high operating pressure is made possible by the small distance between the wire helix (1.5 in) as well as by the size of the duct wall (0.0086 in. (34µm)).

Peflex 2P provides excellent flame resistance as the adhesive and membranes contain retardants

Peflex 2P Has a much lower internal coefficient of friction than regular flexible ducts made from fabric reducing the energy required by the system to move air.

Peflex 2P is the perfect solution for economical installation.

Available diameter: 3"- 4"- 5"- 6"- 8"- 10"- 12"- 14"- 16"- 18"
Standard 25' length in a 18" box or 100' length in a dispenser box.

| | |
|--|--|
| Flame spread | < 25 |
| Fume development | < 50 |
| Maximum air velocity | 5000 ft/min |
| Maximum continuous positive static pressure | 10 in. H ₂ O (2.5 kPa) |
| Maximum continuous negative static pressure | 1" H ₂ O (0.25 kPa) |
| Operation temperature range | -30°F to 250°F (-30°C to 121°C) |
| Maximum operating temperature range | -30°F to 140°F continuously (at 4" WC) -30°F to 180°F continuously (at 2" WC) -30°F to 250°F continuously (at ½" WC) |
| Flexible duct wall thickness | 0.0033" /0.085mm |



Thermally Insulated

Description:

Peflex 2PG is an insulated flexible air fitting composed of a polyester layer and a polyester layer encapsulating a galvanized wire

Peflex 2PG is corrosion resistance and completely water repellent and withstands high operating pressures (10 in. H₂O (2.5 kPa)). The high operating pressure is made possible by the small distance between the wire helix (1.5 in) as well as by the size of the duct wall (0.0086po (34µm)).

Peflex 2PG provides excellent flame resistance as the adhesive and membranes contain retardants.

Peflex 2PG has a much lower internal coefficient of friction than regular flexible ducts made from fabric reducing the energy required by the system to move air.

Peflex 2PG is the perfect solution for economical installation.

Available diameter: 3"- 4"- 5"- 6"- 8"- 10"- 12"- 14"- 16"- 18"

Insulation: John Manville Flex-Glass certified formaldehyde-free and non-hazardous to health (see technical sheet)

Standard 25' length in a 30" box

| | |
|--|--|
| Flame spread | < 25 |
| Fume development | < 50 |
| Maximum air velocity | 5000 ft/min |
| Maximum continuous positive static pressure | 10 in. H ₂ O (2.5 kPa) |
| Maximum continuous negative static pressure | 1" H ₂ O (0.25 kPa) |
| Operating temperature range | -30°F to 250°F (-30°C to 121°C) |
| Maximum continuous temperature range | -30°F to 140°F continuously (at 4" WC) -30°F to 180°F continuously (at 2" WC) -30°F to 250°F continuously (at ½" WC) |
| R coefficient of this insulation | 4.2 - 6 – 8.4 |
| Vapor barrier material | Polyethylene |
| Flexible duct wall thickness | 0.0033" /0.085mm |
| Vapor barrier thickness | 0.0033" /0.085mm |



Thermally Insulated

Description:

Peflex 2PA is an insulated flexible air fitting composed of a polyester layer and a polyester layer encapsulating a galvanized wire

Peflex 2PA is corrosion resistance and completely water repellent and withstands high operating pressures (10 po. H₂O (2.5 kPa)). The high operating pressure is made possible by the small distance between the wire helix (1.5 in) as well as by the size of the duct wall (0.0086po (34µm)).

Peflex 2PA provides excellent flame resistance as the adhesive and membranes contain retardants.

Peflex 2PA has a much lower internal coefficient of friction than regular flexible ducts made from fabric reducing the energy required by the system to move air.

Peflex 2PA is the perfect solution for economical installation.

Available diameter: 3"- 4"- 5"- 6"- 8"- 10"- 12"- 14"- 16"- 18"

Insulation: John Manville Flex-Glass certified formaldehyde-free and non-hazardous to health (see technical sheet)

Standard 25' length in a 30" box

| | |
|--|--|
| Flame spread | < 25 |
| Fume development | < 50 |
| Maximum air velocity | 5000 ft/minute |
| Maximum continuous positive static pressure | 10 in. H ₂ O (2.5 kPa) |
| Maximum continuous negative static pressure | 1" H ₂ O (0.25 kPa) |
| Operating temperature range | -30°F to 250°F (-30°C to 121°C) |
| Maximum continuous temperature range | -30°F to 140°F continuously (at 4" WC) -30°F to 180°F continuously (at 2" WC) -30°F to 250°F continuously (at ½" WC) |
| R coefficient of the insulation | 4.2 - 6 - 8.4 |
| Vapor barrier material | Metallic polyester |
| Flexible duct wall thickness | 0.0033" /0.085mm |
| Vapor barrier thickness | 0.0033" /0.085mm |




This product meets the standards
NFPA 90A
NFPA 90B

This product is listed
C-UL-S110 – US-UL-181
Flexible air connector
Class 1

Flexible Noise Attenuator

FEAS's flexible noise attenuator is factory made and has supply sleeve and a diffusion sleeve for easy installation. The diffuser sleeve has 3 inches (75mm) crimped end for easy insertion into the diffuser. The feed sleeve has a 3 inches (75mm) flat space easy adhesive placement.



| Diameter | Flexible duct length | Total length | Vapor barrier material | |
|------------|----------------------|--------------|------------------------|-------------------|
| | | | Aluminum | Grey polyethylene |
| 4" (102mm) | 30" (762mm) | 36" (914mm) | Aluminum | Grey polyethylene |
| 5" (127mm) | 30" (762mm) | 36" (914mm) | Aluminum | Grey polyethylene |
| 6" (152mm) | 30" (762mm) | 36" (914mm) | Aluminum | Grey polyethylene |
| 8" (203mm) | 30" (762mm) | 36" (914mm) | Aluminum | Grey polyethylene |

- Flexible duct length : air connector length /flexible isolated duct
- Total length: Length of the assembly including sleeves
- *Custom length available

This product meets the standards
NFPA 90A
NFPA 90B



Dispenser Box

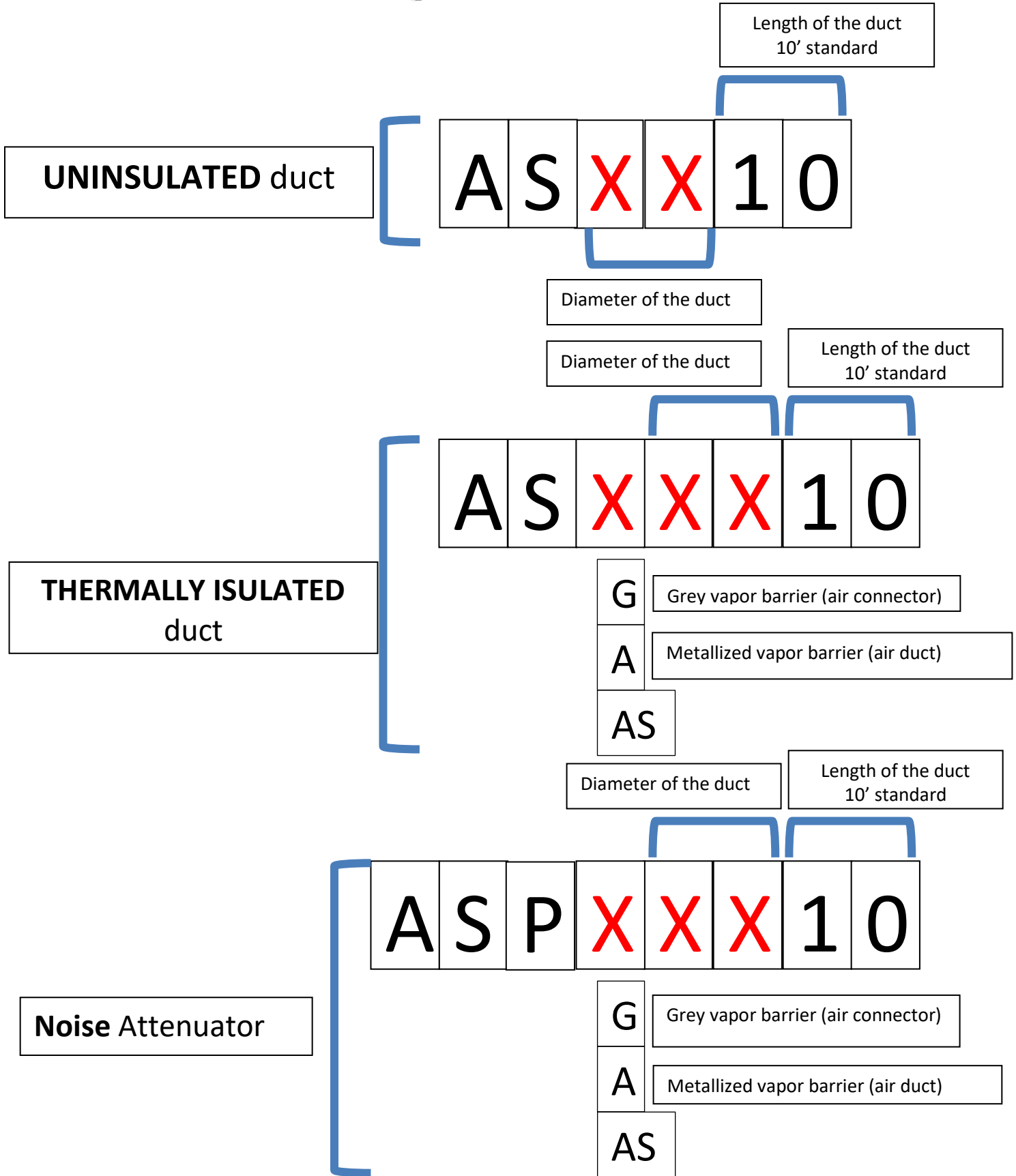
The dispenser box consists of a box containing 100' (30m) of uninterrupted uninsulated flexible pipe. The box also has a nozzle preventing the flexible duct from coming out of the box. This product is a practical product to avoid product loss.

The dispenser box is available for these products:

| Product | Diameter |
|---------|----------|
| 4P | 3 |
| | 4 |
| | 5 |
| | 6 |
| 3P | 3 |
| | 4 |
| | 5 |
| | 6 |



Ventflex product definition



Uninsulated

Description:

Ventflex AS is an uninsulated semi-rigid aluminum ventilation duct (316Ti stainless steel or galvanized steel option).

Ventflex AS is manufactured from a single strip of galvanized or stainless steel 0.005" longitudinally profiled. The profiled strip is then assembled lengthwise in a complex 7 facet joint. This seven-facet seal provides a perfect seal at the operating pressure indicated in the table below.

Ventflex AS is easily foldable allowing effortless 90-degree elbows.

Ventflex AS is waterproof and makes it possible to adapt to any type of system both in terms of temperature in heating and cooling mode.

Ventflex AS offers a much lower coefficient of friction than fabric ducts thus reducing the energy consumed by the ventilation system.

Bending diameter: 1-1.5 times the diameter of the duct

Available diameter (Aluminum): 3"- 4"- 5"- 6"- 7"- 8"- 9"- 10"- 12"- 14"- 16"- 18"- 19"- 20"
(Special order 22"- 24")

Available diameter (Stainless steel and galvanized steel): 3"- 4"- 5"- 5.5"- 5.75"- 6"- 7"- 8"

Standard length 10'. Ability to compress aluminum ducts up to 45" on request.
Length up to 60' for stainless steel and galvanized steel.

| | |
|---|---|
| Materials available | Aluminum, stainless steel, galvanized steel |
| Flame spread | <0 |
| Fume development | <0 |
| Maximum air velocity | 4000 ft/min |
| Continuous positive operating pressure | 15" of WC |
| Continuous negative operating pressure | 6" of WC |
| Operating temperature range | -40° F to 250° F |
| Duct wall thickness | 0.005" (0.13mm) |



This product meets the standards
C-UL-US-S-110 – US-UL-181
Air duct fitting class 1



Thermally Insulated

Description:

Semi-rigid and lightweight ventilation duct with R4.2, R6 and R8 insulation. Ventflex ASG is manufactured from aluminum or thick stainless steel type 316 (0.005"). The Ventflex ASG is manufactured using a mechanical process without any added adhesive.

Ventflex ASG is manufactured from a single strip of galvanized or stainless steel 0.005" longitudinally profiled. The profiled strip is then assembled lengthwise in a complex 7 facet joint. This seven-facet seal provides a perfect seal at the operating pressure indicated in the table below.

Ventflex ASG is easily foldable allowing effortless 90-degree elbows.

Ventflex ASG is waterproof and makes it possible to adapt to any type of system both in terms of temperature in heating and cooling mode.

Ventflex ASG offers a much lower coefficient of friction than fabric ducts thus reducing the energy consumed by the ventilation system.

Bending diameter: 1-1.5 times the diameter of the duct

Insulation: John Manville Flex-Glass certified formaldehyde-free and non-hazardous to health (see technical sheet)

Available diameter: 3"- 4"- 5"- 6"- 7"- 8"- 9"- 10"- 12"- 14"- 16"- 18"- 19"- 20" - 22" - 24"

Standard length 10'. Ability to compress aluminum ducts up to 45" on request.

| | |
|---|--------------------------|
| Materials available | Aluminum/stainless steel |
| Flame spread | < 25 |
| Fume development | < 50 |
| Maximum air velocity | 4000ft/min |
| Continuous positive operating static pressure | 15" of WC |
| Continuous negative operating static pressure | 6" of WC |
| Operating temperature range | -40° F to 250° F |
| R coefficient of the insulation | 4.2, 6 or 8.4 |
| Semi-rigid duct wall thickness | 0.005" (0.13mm) |
| Vapor barrier material | Polyethylene |
| Vapor barrier thickness | 0.003" (0.076mm) |
| <p>This product meets the standards C-UL-US-S-110 – US-UL-181 Air duct fitting class 1</p> | |



Thermally Insulated

Description:

Semi-rigid and lightweight ventilation duct with R4.2, R6 and R8.4 insulation. Ventflex ASA is manufactured from aluminum or thick stainless steel type 316 (0.005"). The Ventflex ASA is manufactured using a mechanical process without any added adhesive.

Ventflex ASA is manufactured from a single strip of galvanized or stainless steel 0.005" longitudinally profiled. The profiled strip is then assembled lengthwise in a complex 7 facet joint. This seven-facet seal provides a perfect seal at the operating pressure indicated in the table below.

Ventflex ASA is easily foldable allowing effortless 90-degree elbows.

Ventflex ASA is waterproof and makes it possible to adapt to any type of system both in terms of temperature in heating and cooling mode.

Ventflex ASA offers a much lower coefficient of friction than fabric ducts thus reducing the energy consumed by the ventilation system.

Bending diameter: 1-1.5 times the diameter of the duct

Available diameter: 3"- 4"- 5"- 6"- 7"- 8"- 9"- 10"- 12"- 14"- 16"- 18"- 19"- 20"- 22"- 24"

Insulation: John Manville Flex-Glass certified formaldehyde-free and non-hazardous to health (see technical sheet)

Standard length 10'. Ability to compress aluminum ducts up to 45" on request.

| | |
|--|---------------------------------|
| Materials available | Aluminum/Stainless steel |
| Flame spread | < 25 |
| Fume development | < 50 |
| Maximum air speed | 4000 ft/min |
| Maximum continuous positive static pressure | 15" of WC |
| Maximum continuous negative static pressure | 6" of WC |
| Temperature range | -40°F to 250°F |
| R coefficient of insulation | 4.2, 6 or 8.4 |
| Semi-rigid duct wall thickness | 0.005"(0.13mm) |
| Vapor barrier material | Metallic polyester |
| Vapor barrier thickness | 0.0037"/0.095mm |



**This product is listed
C-UL-S110 – US-UL-181
Flexible air connector
Class 1**

**This product meets the
standards
NFPA 90A
NFPA 90B**



Thermally Insulated

Description:

Semi-rigid and lightweight ventilation duct with R4.2, R6 and R8.4 insulation and a semi-rigid duct on the outer surface

Ventflex ASAS is made from aluminum or thick stainless steel type 316 (0.005"). The Ventflex ASAS is manufactured using a mechanical process without any added adhesive.

Ventflex ASAS is manufactured from a single strip of galvanized or stainless steel 0.005" longitudinally profiled. The profiled strip is then assembled lengthwise in a complex 7 facet joint. This seven-facet seal provides a perfect seal at the operating pressure indicated in the table below.

Ventflex ASAS is easily foldable allowing effortless 90-degree elbows.

Ventflex ASAS is waterproof and makes it possible to adapt to any type of system both in terms of temperature in heating and cooling mode.

Ideal for heat outlets on pellets stoves

Bending diameter: 1-1.5 times the diameter of the duct

Insulation: John Manville Flex-Glass certified formaldehyde-free and non-hazardous to health (see technical sheet)

Ventflex ASAS is a high quality product used for most high efficiency heating and cooling system

Available diameter: 3"- 4"- 5"- 6"- 7"- 8"- 9"- 10"- 12"- 14"- 16"- 18"- 19"- 20"- 22"- 24"

Standard length of 10'

| | |
|--|--|
| Materials available | Aluminum, Stainless/galvanized Steel |
| Flame spread | < 25 |
| Fume development | < 50 |
| Maximum air velocity | 4000 ft/min |
| Maximum continuous positive static pressure | 15" of WC |
| Maximum continuous negative static pressure | 6" of WC |
| Operating temperature range | -40°F to 250°F |
| R coefficient of the insulation | 4.2 - 6 - 8.4 |
| Semi-rigid duct wall thickness | 0.005" (0.13mm) |
| Vapor barrier materials | Aluminum/ Stainless/galvanized Steel |
| Vapor barrier thickness | 0.003"(0.076mm) |



This product meets or exceeds the standard
C-UL-US-S-110 – US-UL-181
Air duct fitting class 1

Noise Attenuator

Description:

Semi-rigid and lightweight ventilation duct with R4.2, R6 and R8.4 insulation. Ventflex ASPG is manufactured from aluminum or thick stainless steel type 316 (0.005"). The Ventflex ASPG is manufactured using a mechanical process without any added adhesive.

Ventflex ASPG is perforated on 20% of its surface in order to act as an acoustic attenuator thus helping to reduce the noise level generated by moving air as well as by the mechanical system.

Ventflex ASPG is corrosion resistant and offers a much lower coefficient of friction than standard fabric ducts.

Bending diameter: 1-1.5 times the diameter of the duct

Insulation: John Manville Flex-Glass certified formaldehyde-free and non-hazardous to health (see technical sheet)

Available diameter: 3"- 4"- 5"- 6"- 7"- 8"- 9"- 10"- 12"- 14"- 16"- 18"- 19"- 20"- 22"

Standard length of 10' with the possibility of delivering the product compressed to a length of 48".

| | |
|--|------------------|
| Materials available | Aluminum |
| Flame spread | < 25 |
| Fume development | < 50 |
| Maximum air velocity | 4000 ft/min |
| Maximum continuous positive static pressure | 15" of WC |
| Maximum continuous negative static pressure | 6" of WC |
| Operating temperature range | -40° F to 250° F |
| R coefficient of the insulation | 4.2 - 6 - 8.4 |
| Semi-rigid duct wall thickness | 0.005" (0.13mm) |
| Vapor barrier material | Polyethylene |
| Vapor barrier thickness | 0.003" (0.076mm) |



Noise Attenuator

Description:

Semi-rigid and lightweight ventilation duct with R4.2, R6 and R8.4 insulation. Ventflex ASPA is manufactured from aluminum or thick stainless steel type 316 (0.005"). The Ventflex ASPA is manufactured using a mechanical process without any added adhesive.

Ventflex ASPA is perforated on 20% of its surface in order to act as an acoustic attenuator thus helping to reduce the noise level generated by moving air as well as by the mechanical system.

Ventflex ASPA is corrosion resistant and offers a much lower coefficient of friction than standard fabric ducts.

Bending diameter: 1-1.5 times the diameter of the duct

Insulation: John Manville Flex-Glass certified formaldehyde-free and non-hazardous to health (see technical sheet)

Available diameter: 3" - 4" - 5" - 6" - 7" - 8" - 9" - 10" - 12" - 14" - 16" - 18" - 19" - 20" - 22"

Standard length of 10' with the possibility of delivering the product compressed to a length of 48".

| | |
|--|--|
| Flame spread | < 25 |
| Fume development | < 50 |
| Maximum air velocity | 4000 ft/min |
| Maximum continuous positive static pressure | 15 in. H ₂ O (3 kPa) |
| Maximum continuous negative static pressure | 6" H ₂ O (0.37 kPa) |
| Temperature range | -40°F to 250°F (-40°C to 121°C) |
| Maximum operating temperature range | -30°F to 140°F continuously (at 4" WC) -30°F to 180°F continuously (at 2" WC) -30°F to 250°F continuously (at ½" WC) |
| R coefficient of insulation | 4.2 - 6 - 8.4 |
| Vapor barrier materials | Metallic polyester |
| Flexible duct wall thickness | 0.005" / 0.127mm |
| Vapor barrier thickness | 0.0037" / 0.095mm |



This product is listed
C-UL-S110 – US-UL-181
Flexible air duct
Class 1

This product meets the
standards
NFPA 90A
NFPA 90B



Medical Grade Noise Attenuator

Description:

Ventflex ASPGA is a C-UL S110 (AIR DUCT) certified insulated flexible air connection. This semi-rigid ventilation duct is lightweight and is available with R4.2, R6 and R8.4 insulation.

Ventflex ASPGA Ventflex ASPGA is manufactured from aluminum or thick stainless steel type 316 (0.005"). The ventflex ASPGA is manufactured using a mechanical process without any added adhesive.

Ventflex ASPGA is perforated on 20% of its surface in order to act as an acoustic attenuator thus helping to reduce the noise level generated by moving air as well as by the mechanical system.

Ventflex ASPGA has an additional layer of thick polyethylene (0.003" /0.0762mm) designed to prevent any contact between the air in the duct and the non-hazardous fibers of the insulation.

Ventflex ASPGA is corrosion resistant, completely water repellent and withstands high operating pressures. Resistance to high operating pressures is made possible by a unique jointing process. The large wall thickness (0.005"/0.95mm) of the internal duct allows for high operating pressures (12 in. H₂O (3 kPa)).

Ventflex ASPGA offers the best flame resistance in the industry since no combustible material is visible at the outer wall of the duct. The internal wall of the Ventflex is made of pure non-combustible aluminum. In addition, no adhesive is used in the manufacture of the duct.

Ventflex ASPGA features a much lower internal coefficient of friction than regular flexible ductwork made from fabric reducing the energy required by the system to move air.

Bending diameter: 1-1.5 times the diameter of the duct

Insulation: John Manville Flex-Glass certified formaldehyde-free and non-hazardous to health (see technical sheet)

Available diameter: 3"- 4"- 5"- 6"- 7"- 8"- 9"- 10"- 12"- 14"- 16"- 18"- 19"- 20"- 22"

Standard length of 10'

| | |
|---|--|
| Flame spread | < 25 |
| Fume development | < 50 |
| Maximum air velocity | 4000 ft/min |
| Maximum continuous positive pressure | 15 in. H ₂ O (3 kPa) |
| Maximum continuous negative pressure | 6" H ₂ O (0.37 kPa) |
| Temperature range | -40°F to 250°F (-40°C to 121°C) |
| Maximum operating temperature | -30°F to 140°F continuously (at 4" WC) -30°F to 180°F continuously (at 2" WC) -30°F to 250°F continuously (at ½" WC) |
| R coefficient of insulation | 4.2 - 6 – 8.4 |
| Vapor barrier material | Metallic polyester |
| Duct wall thickness | 0.005" /0.127mm |
| Vapor barrier thickness | 0.0037" /0.095mm |



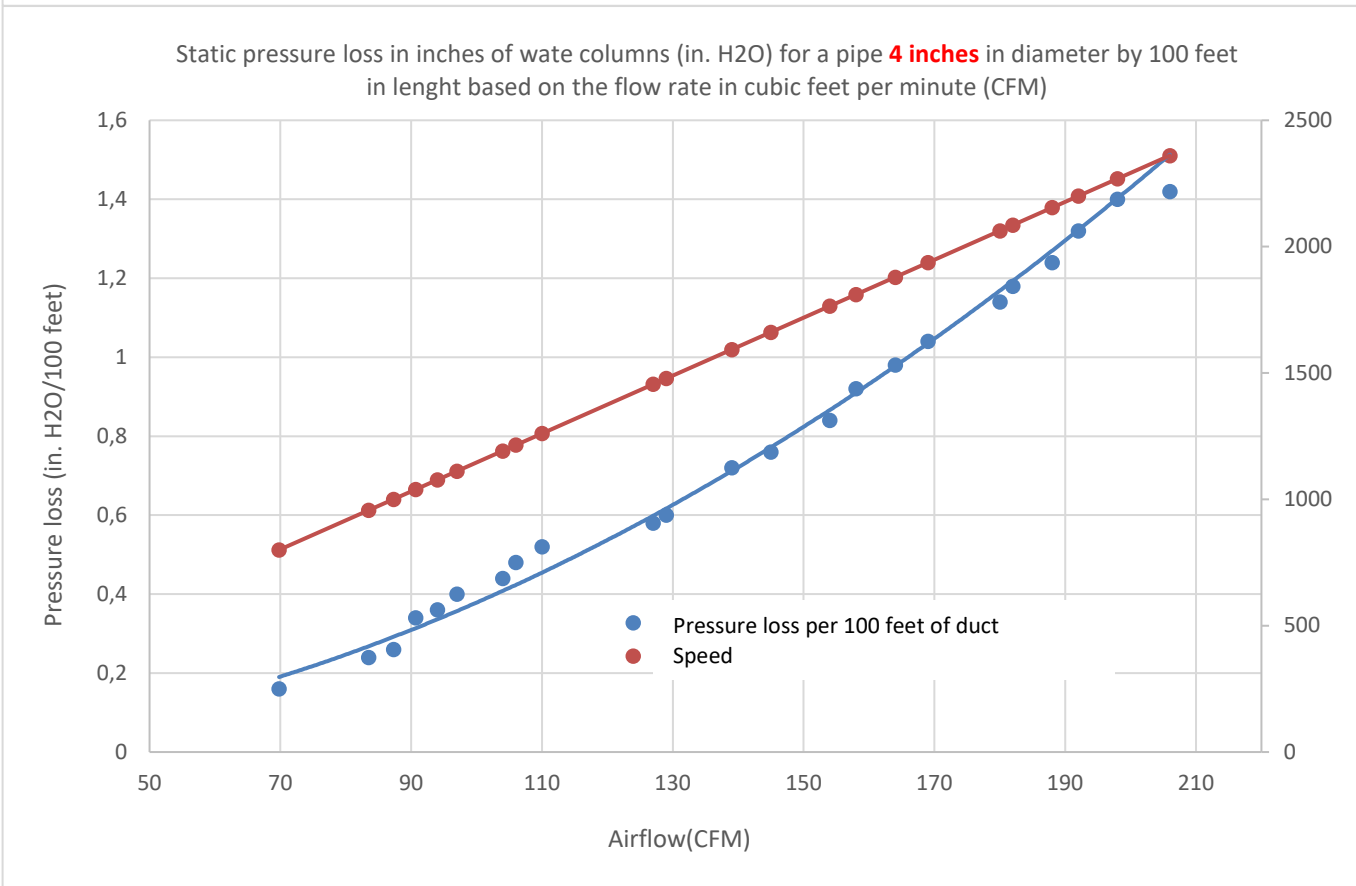
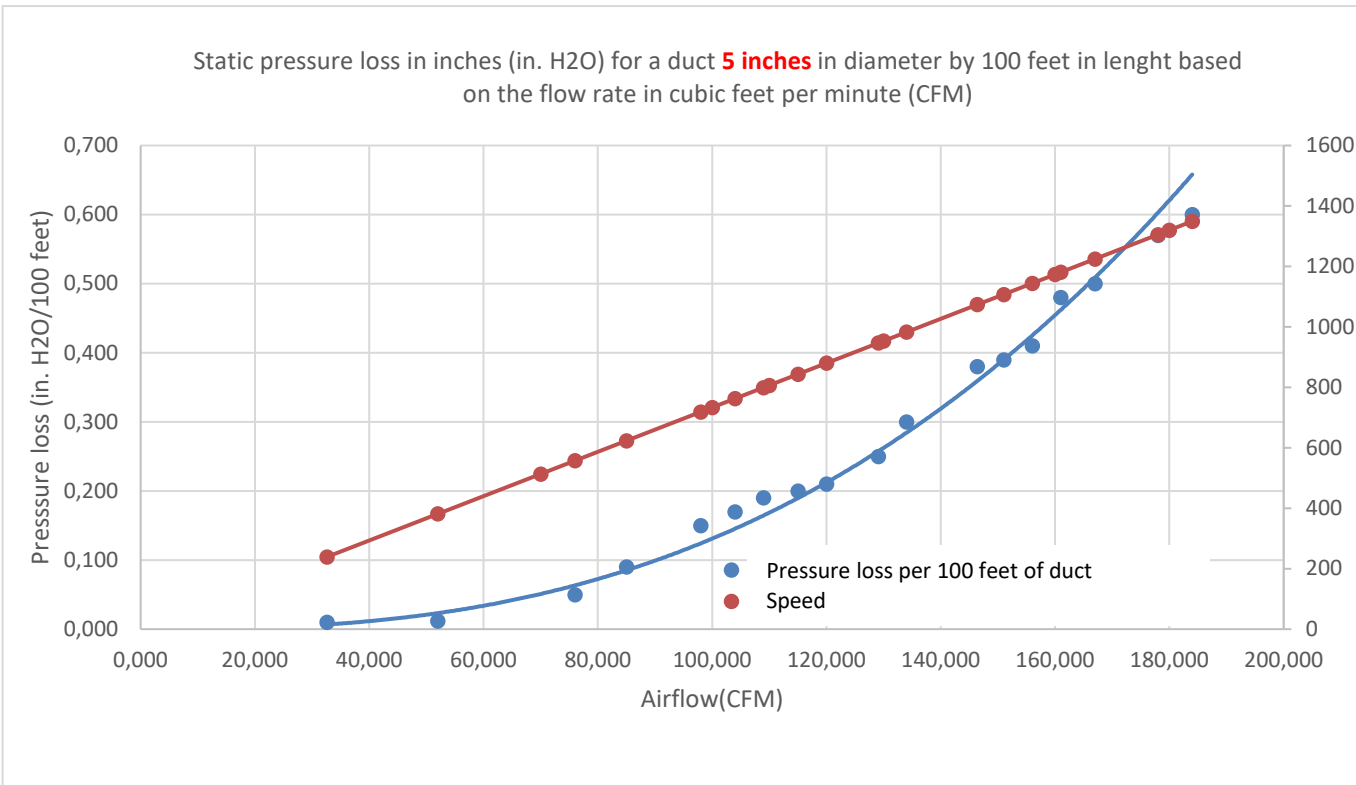
**This product is listed
C-UL-S110 – US-UL-181
Flexible air duct
Class 1**



**This product meets the
standards
NFPA 90A
NFPA 90B**



9265 Le Royer, Montreal, (Quebec), H1P 3H7
Office: (514) 750-3327; Toll free: 1-(844) 569-6976
Fax: (514) 669-3631; e-mail: info@feas.ca



Insulated Sleeves

Technical Data



Description :





Bending Diameter: 0 times the diameter of the pipe.

Insulation: John Manville Flex-Glass certified formaldehyde-free and non-hazardous to health (see technical sheet)

Available diameter: 3" - 4" - 5" - 6" - 7" - 8" - 9" - 10" - 12" - 14" - 16" - 18" - 19" - 20" - 22" - 24"

Standard length of 10 – 15 – 20 - 25' in a bulk box

| | |
|---|--|
| Flame spread | < 25 |
| Fume development | < 50 |
| Temperature range | -30°F to 250°F (-30°C to 121°C) |
| Maximum operating temperature | -30°F to 140°F continuously (at 4" WC) -30°F to 180°F continuously (at 2" WC) -30°F to 250°F continuously (at ½" WC) |
| R coefficient of insulation | 4.2 - 6 – 8.4 |
| Vapor barrier materials | Polyethylene or Metallized Polyester |
| Vapor barrier thickness (polyethylene) | 0.003"/0.085mm |
| Vapor barrier thickness (metallic) | 0.0037" /0.095mm |

| GVB | GVBR8 | AVB | AVBR8 |
|---|---|--|---|
|  |  |  |  |
| GVB: | Made of R4.2 fiberglass insulation covered with a 3mm thick gray polyethylene vapor barrier | | |
| GVBR8: | Made of R8.4 fiberglass insulation covered with a 3mm thick gray polyethylene vapor barrier | | |
| AVB: | Made of R4.2 fiberglass insulation covered with a 3mm thick aluminum vapor barrier | | |
| AVBR8: | Made of R8.4 fiberglass insulation covered with a 3mm thick aluminum vapor barrier | | |

Range AVB and AVBR8 meet the standards
NFPA 90A
NFPA 90B

This product is a
recognized UR component



FlexTape

Description:

Our FlexTape is made from a thick strip of Poly-Vinyl Chloride (PVC). It is designed for ventilation applications. PVC has excellent resistance to large temperature variations. The adhesive used in the construction of the FlexTape contains a flame retardant to meet current safety standards (UL-C S102)

Width: 1-7/8" (48mm)

Thickness: 0.0059" (0.15mm)

Length per roll: 100" (30m)

Meets or exceeds the norm: UL S-10 ULC S-12

| Specification | |
|--|--|
| Fabrication materials | PVC |
| Adhesive strength (N/25mm) | 2.4 |
| Bonding time at maximum load (min) | 40 |
| Elongation | 180% |
| Adhesive type deformation | Pressure Sensitive Max. 65% |
| Fume released | < 25 |
| Flame spread | < 50 |
| Other certifications | CE,BS,EN60454 REACH,ROHS S,ISO9001 |
| Emission of VOC's (Volatile Organic Compounds) | Undetected |

